

**ULTRALOG**

# Bolt Mission




Quick Start

# Start Here

## Select Your Connectivity

Control your lock using the Xthings Home app for full functionality, or through Matter with your preferred smart home platform (features vary by platform).

You can use Xthings Home and Matter modes at the same time.

	Connection Mode	Description
	Xthings Home app	Access <b>all</b> features including UWB hands-free unlock, auto-lock, activity history, and remote control (with ULTRALQO Bridge).
	Matter over Thread <small>*Visit <a href="https://ultraloq.com/pages/works-with-matter">https://ultraloq.com/pages/works-with-matter</a></small>	Integrates <b>directly</b> with supported platforms such as Amazon Alexa, Google Home, Apple Home, and SmartThings (features may vary).
	ULTRALQO Bridge (Optional) <small>*For Xthings Home app only</small>	Enables remote control and cloud-based access through 2.4 GHz Wi-Fi (5 GHz not supported).

\*Standalone mode is not available for this model.

Ultra-Wideband (UWB) Unlock Your Bolt Mission lock features built-in Ultra-Wideband (UWB) for precise, hands-free unlocking.

When you approach the door with a compatible smartphone, UWB detects your proximity with centimeter-level accuracy and unlocks automatically. No manual configuration is needed—setup is completed through the Xthings Home app.

Thread & Matter Connectivity The lock communicates over Thread for fast, secure local performance. Matter over Thread ensures seamless interoperability with next-generation smart home ecosystems.

## 2. Download Xthings Home app



Scan QR code to download the App



Scan QR Code or visit [www.ultraloq.com/boltmission/guide](http://www.ultraloq.com/boltmission/guide) to visit or instruction